

Hagley Field Trip From Home

Toys and Games in the 1800s

Welcome to Hagley Museum and Library, the site of the original Du Pont Company powder yards! Today we are sitting on Workers' Hill to learn about toys and games in the 1800s. Follow along with our tour guide, Joan, as she shows you common toys of the period. After watching the video, try to answer these questions.

(Video link: hagley.org/field-trip-toys)



1. Which materials were often used to make homemade toys in the 1800s?

A) Plastic, Wires, Foam

C) Cloth, Wood, Clothespins

B) Play Dough, Rubber, Tape

D) Cardboard, Slime, Sequins

2. Toys in the 1800s used electricity.

Circle one: **TRUE FALSE**


3. Match the pictures on the left with the correct toy name on the right and enter the letter next to the picture.




1. ____



2. ____



3. ____



4. ____

a. TOPS

b. JACOB'S LADDER

c. JACKS

d. CUP AND BALL



HAGLEY MUSEUM AND LIBRARY

200 HAGLEY CREEK ROAD • WILMINGTON, DE 19807-0630 • (302) 658-2400 • WWW.HAGLEY.ORG



 **Smithsonian**
Affiliate


Hagley Field Trip From Home

Toys and Games in the 1800s (page 2)

4. A stereoscope is a device for viewing photos of faraway places or important events in a way that made the pictures look real. What kind of devices do you use today to view pictures?



5. Today you can ice skate all year round by visiting an ice skating rink. In the 1800s, there was only one time of year when people in this area could ice skate. Why?



Answer Key

1. C
2. False
3. 1-d 2-a 3-b 4-c
4. Possible answers: Computers, tablets, smartphones
5. Open-ended question: Cold winter weather freezes lakes and streams, so winter was the only time of year people could ice skate. (Note that this is specific to the Mid-Atlantic region of the United States.)



HAGLEY MUSEUM AND LIBRARY

200 HAGLEY CREEK ROAD • WILMINGTON, DE 19807-0630 • (302) 658-2400 • WWW.HAGLEY.ORG

